

SURFACE COMMAND / CONTROL CABLE OPTIONS -- GMC TYPE -- ARRI MINI / MINI LF HSG

SURFACE SIDE

HOUSING SIDE

POWER



BLUESHAPE PWS4

24-28 VDC POWER STATION



ANTON BAUER VCLX

5000-94-225 GMC ASSY, SRFCE PWR 3PIN XLR 14AWG		
SRFCE CONN	CABLE TYPE	HSG CONN
3 PIN XLR MALE	14 AWG FLEX	GATES MULTICONN
24-28 VDC	100FT	2PIN



5000-94-197 GMC ASSY, BLKHD PWR 8 PIN ARRI		
HSG CONN	CABLE TYPE	CAMERA CONN
GATES MULTICONN	18 AWG FLEX 24IN	LEMO 8P 2B
2PIN		



ARRI MINI / MINI LF



CAMERA CONTROL



ARRI WEB REMOTE

5000-94-183 GMC ASSY, SRFCE GIG-E		
SRFCE CONN	CABLE TYPE	HSG CONN
RJ45 (GIG-E)	CAT 7A 100FT	GATES MULTICONN
		10 PIN



5000-94-265 GMC ASSY, BLKHD GIG-E MINI - MINI LF		
HSG CONN	CABLE TYPE	HSG CONN
GATES MULTICONN	CAT 7A 18IN	LEMO 10 PIN 1B
10 PIN		



ARRI MINI / MINI LF



SURFACE VIDEO OPTION 1



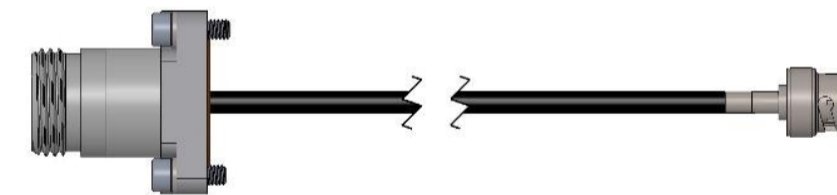
SDI MONITOR



5000-94-204 GMC ASSY, SURFACE SDI BNC		
SRFCE CONN	CABLE TYPE	HSG CONN
75Ω BNC	RG59 POLYU JACKET	GATES MULTICONN
	100FT	75Ω TRIAX



5000-94-205 GMC ASSY, BLKHD SDI BNC		
HSG CONN	CABLE TYPE	CAM CONN
GATES MULTICONN	RG59 POLYU JACKET	75Ω BNC
75Ω TRIAX	24IN	



ARRI MINI / MINI LF



SURFACE COMMAND / CONTROL CABLE OPTIONS -- GMC TYPE -- ARRI MINI / MINI LF HSG

SURFACE SIDE

HOUSING SIDE

SURFACE VIDEO OPTION 2

LEGACY SDI CABLE ASSY
REF ONLY

5000-92-036 CABLE ASSY, SRFCE, HD-SDI, BNC		
SRFCE CONN	CABLE TYPE	HSG CONN
75Ω BNC	RG59 POLYU JCKT 100FT	7 PIN MKS



5000-94-018 CABLE ASSY, BULKHD, HD-SDI		
HSG CONN	CABLE TYPE	CAM CONN
7 PIN MKS	RG179 24 IN	75Ω BNC

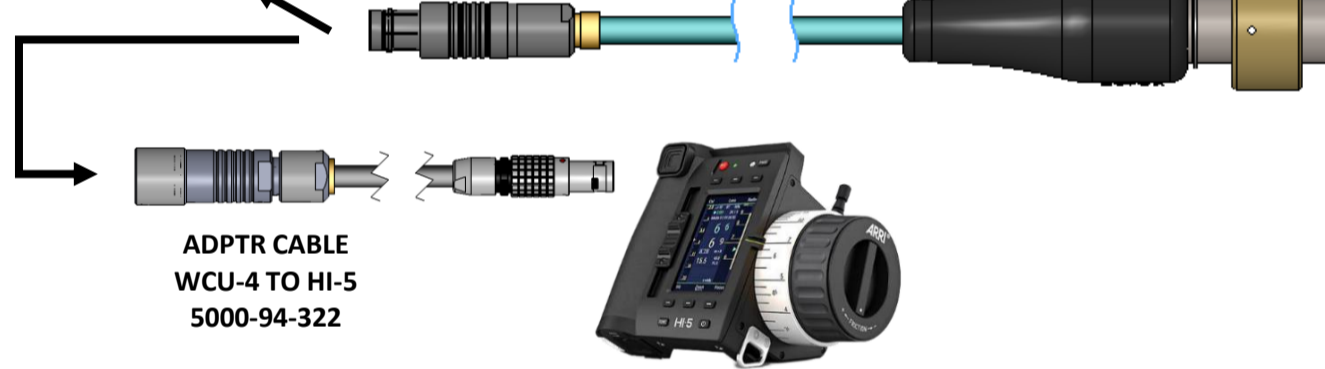


LENS CONTROL ARRI OPTION 1



ARRI WCU-4

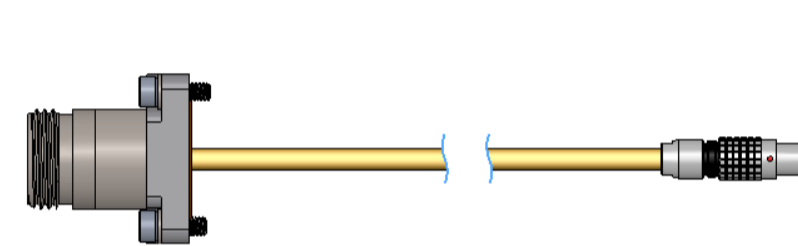
SURFACE: 5000-94-263 SRFCE ARRI LCS FISCHER 5P		
SRFCE CONN	CABLE TYPE	HSG CONN
FISCHER 5P	CAT 7A 100FT	GATES MULTICONN 10 PIN



ADPTR CABLE
WCU-4 TO HI-5
5000-94-322

ARRI HI-5

HSG: 5000-94-264 GMC ASSY, BULKHD, LCS, ARRI CFORCE RF MOTR		
HSG CONN	CABLE TYPE	MOTOR CONN
GATES MULTICONN 10 PIN	CAT 7A 24IN OR 4X26AWG	4P LEMO MALE



- NOTES:**
- * IN THIS ARRANGEMENT, FIRST MOTOR MUST BE CFORCE MINI RF. OTHER MOTORS CAN BE CFORCE MINI RF *OR* CFORCE MINI
 - * GATES LOW PROFILE MOTOR MOUNTS FOR CFORCE MINI / MINI RF ARE REQUIRED
PART NUMBER: 3200-10-504 ASSY, LOW PROFILE MT, CFORCE MINI MOTRS
 - * HOUSING REQUIRES SPR110 SIZE PORT RINGS FOR MOTOR CLEARANCE



LOW PROFILE MT

LENS CONTROL ARRI OPTION 2



ARRI WCU-4

SURFACE: 5000-94-263 SRFCE ARRI LCS FISCHER 5P		
SRFCE CONN	CABLE TYPE	HSG CONN
FISCHER 5P	CAT 7A 100FT	GATES MULTICONN 10 PIN



ADPTR CABLE
WCU-4 TO HI-5
5000-94-322

ARRI HI-5

HSG: 5000-94-295 GMC ASSY, BULKHD, ARRI LCS WCU-4 TO EXT RA		
HSG CONN	CABLE TYPE	CAM CONN
GATES MULTICONN 10 PIN	CAT 7A 24IN OR 4X26AWG	7 PIN LEMO RA



- NOTES:**
- * IN THIS ARRANGEMENT, CABLE PLUGS INTO ARRI MINI / MINI LF CAMERA EXT PORT, THEN TO CFORCE MOTORS VIA LBUS
 - * EITHER CFORCE MINI OR CFORCE MINI RF MOTORS CAN BE USED, IN ANY DAISY-CHAIN SEQUENCE
 - * EXT PORT IS USED BY GPIO BOX / HOUSING ASSIGN CONTROLS. LCS AND GPIO CANNOT BE USED SIMULTANEOUSLY
 - * GATES LOW PROFILE MOTOR MOUNTS FOR CFORCE MINI / MINI RF ARE REQUIRED
PART NUMBER: 3200-10-504 ASSY, LOW PROFILE MT, CFORCE MINI MOTRS
 - * HOUSING REQUIRES SPR110 SIZE PORT RINGS FOR MOTOR CLEARANCE



LOW PROFILE MT