







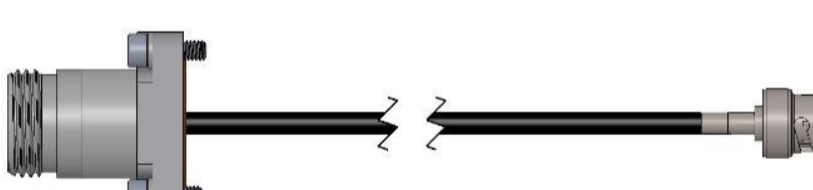


# SURFACE COMMAND / CONTROL CABLE OPTIONS -- GMC TYPE -- ARRI ALEXA 35 HSG

	SURFACE SIDE	HOUSING SIDE																									
POWER	 <p><b>BLUESHAPE PWS4</b>      <b>ANTON BAUER VCLX</b></p> <p><b>24-28 VDC POWER STATION</b></p>	<table border="1" style="margin: auto;"> <tr><th colspan="3">5000-94-225 GMC ASSY, SRFCE PWR 3PIN XLR 14AWG</th></tr> <tr><th>SRFCE CONN</th><th>CABLE TYPE</th><th>HSG CONN</th></tr> <tr><td>3 PIN XLR MALE</td><td>14 AWG FLEX</td><td>GATES MULTICONN</td></tr> <tr><td>24-28 VDC</td><td>100FT</td><td>2PIN</td></tr> </table> 	5000-94-225 GMC ASSY, SRFCE PWR 3PIN XLR 14AWG			SRFCE CONN	CABLE TYPE	HSG CONN	3 PIN XLR MALE	14 AWG FLEX	GATES MULTICONN	24-28 VDC	100FT	2PIN	<table border="1" style="margin: auto;"> <tr><th colspan="3">5000-94-197 GMC ASSY, BLKHD PWR 8 PIN ARRI</th></tr> <tr><th>HSG CONN</th><th>CABLE TYPE</th><th>CAMERA CONN</th></tr> <tr><td>GATES MULTICONN</td><td>18 AWG FLEX 24IN</td><td>LEMO 8P 2B</td></tr> <tr><td>2PIN</td><td></td><td></td></tr> </table>  <p><b>ARRI ALEXA 35</b></p>	5000-94-197 GMC ASSY, BLKHD PWR 8 PIN ARRI			HSG CONN	CABLE TYPE	CAMERA CONN	GATES MULTICONN	18 AWG FLEX 24IN	LEMO 8P 2B	2PIN		
	5000-94-225 GMC ASSY, SRFCE PWR 3PIN XLR 14AWG																										
SRFCE CONN	CABLE TYPE	HSG CONN																									
3 PIN XLR MALE	14 AWG FLEX	GATES MULTICONN																									
24-28 VDC	100FT	2PIN																									
5000-94-197 GMC ASSY, BLKHD PWR 8 PIN ARRI																											
HSG CONN	CABLE TYPE	CAMERA CONN																									
GATES MULTICONN	18 AWG FLEX 24IN	LEMO 8P 2B																									
2PIN																											
CAMERA CONTROL	 <p><b>ARRI WEB REMOTE</b></p>	<table border="1" style="margin: auto;"> <tr><th colspan="3">5000-94-183 GMC ASSY, SRFCE GIG-E</th></tr> <tr><th>SRFCE CONN</th><th>CABLE TYPE</th><th>HSG CONN</th></tr> <tr><td>RJ45 (GIG-E)</td><td>CAT 7A 100FT</td><td>GATES MULTICONN</td></tr> <tr><td></td><td></td><td>10 PIN</td></tr> </table> 	5000-94-183 GMC ASSY, SRFCE GIG-E			SRFCE CONN	CABLE TYPE	HSG CONN	RJ45 (GIG-E)	CAT 7A 100FT	GATES MULTICONN			10 PIN	<table border="1" style="margin: auto;"> <tr><th colspan="3">5000-94-265 GMC ASSY, BLKHD GIG-E MINI - MINI LF</th></tr> <tr><th>HSG CONN</th><th>CABLE TYPE</th><th>HSG CONN</th></tr> <tr><td>GATES MULTICONN</td><td>CAT 7A 18IN</td><td>LEMO 10 PIN 1B</td></tr> <tr><td>10 PIN</td><td></td><td></td></tr> </table>  <p><b>ARRI ALEXA 35</b></p>	5000-94-265 GMC ASSY, BLKHD GIG-E MINI - MINI LF			HSG CONN	CABLE TYPE	HSG CONN	GATES MULTICONN	CAT 7A 18IN	LEMO 10 PIN 1B	10 PIN		
	5000-94-183 GMC ASSY, SRFCE GIG-E																										
SRFCE CONN	CABLE TYPE	HSG CONN																									
RJ45 (GIG-E)	CAT 7A 100FT	GATES MULTICONN																									
		10 PIN																									
5000-94-265 GMC ASSY, BLKHD GIG-E MINI - MINI LF																											
HSG CONN	CABLE TYPE	HSG CONN																									
GATES MULTICONN	CAT 7A 18IN	LEMO 10 PIN 1B																									
10 PIN																											
SURFACE VIDEO OPTION 1	 <p><b>SDI MONITOR</b></p>	<table border="1" style="margin: auto;"> <tr><th colspan="3">5000-94-204 GMC ASSY, SURFACE SDI BNC</th></tr> <tr><th>SRFCE CONN</th><th>CABLE TYPE</th><th>HSG CONN</th></tr> <tr><td>75Ω BNC</td><td>RG59 POLYU JACKET</td><td>GATES MULTICONN</td></tr> <tr><td></td><td>100FT</td><td>75Ω TRIAX</td></tr> </table> 	5000-94-204 GMC ASSY, SURFACE SDI BNC			SRFCE CONN	CABLE TYPE	HSG CONN	75Ω BNC	RG59 POLYU JACKET	GATES MULTICONN		100FT	75Ω TRIAX	<table border="1" style="margin: auto;"> <tr><th colspan="3">5000-94-205 GMC ASSY, BLKHD SDI BNC</th></tr> <tr><th>HSG CONN</th><th>CABLE TYPE</th><th>CAM CONN</th></tr> <tr><td>GATES MULTICONN</td><td>RG59 POLYU JACKET</td><td>75Ω BNC</td></tr> <tr><td>75Ω TRIAX</td><td>24IN</td><td></td></tr> </table>  <p><b>ARRI ALEXA 35</b></p>	5000-94-205 GMC ASSY, BLKHD SDI BNC			HSG CONN	CABLE TYPE	CAM CONN	GATES MULTICONN	RG59 POLYU JACKET	75Ω BNC	75Ω TRIAX	24IN	
	5000-94-204 GMC ASSY, SURFACE SDI BNC																										
SRFCE CONN	CABLE TYPE	HSG CONN																									
75Ω BNC	RG59 POLYU JACKET	GATES MULTICONN																									
	100FT	75Ω TRIAX																									
5000-94-205 GMC ASSY, BLKHD SDI BNC																											
HSG CONN	CABLE TYPE	CAM CONN																									
GATES MULTICONN	RG59 POLYU JACKET	75Ω BNC																									
75Ω TRIAX	24IN																										

# SURFACE COMMAND / CONTROL CABLE OPTIONS -- GMC TYPE -- ARRI ALEXA 35 HSG

SURFACE SIDE

HOUSING SIDE


SURFACE VIDEO OPTION 2

LEGACY SDI CABLE ASSY  
REF ONLY

5000-92-036 CABLE ASSY, SRFCE, HD-SDI, BNC		
SRFCE CONN	CABLE TYPE	HSG CONN
75Ω BNC	RG59 POLYU JCKT 100FT	7 PIN MKS




5000-94-018 CABLE ASSY, BULKHD, HD-SDI		
HSG CONN	CABLE TYPE	CAM CONN
7 PIN MKS	RG179 24 IN	75Ω BNC



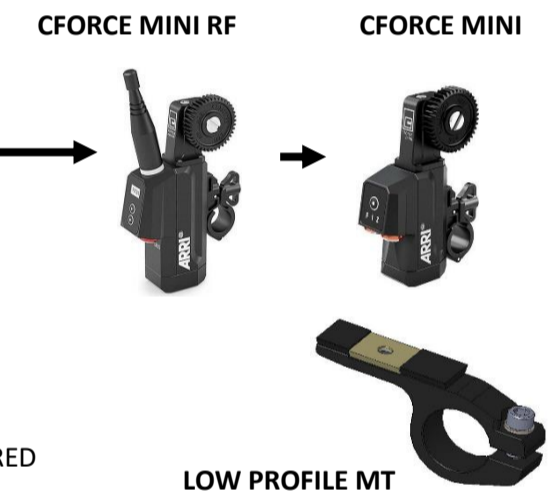
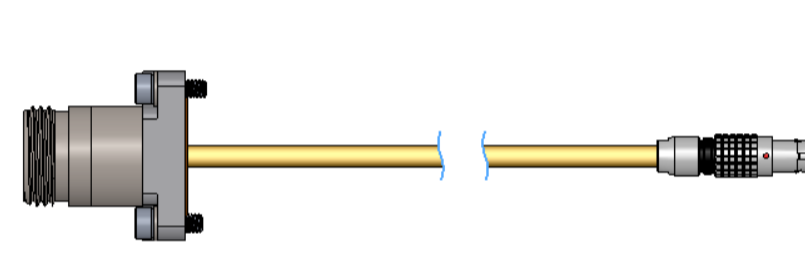
LENS CONTROL ARRI OPTION 1



SURFACE: 5000-94-263 SRFCE ARRI LCS FISCHER 5P		
SRFCE CONN	CABLE TYPE	HSG CONN
FISCHER 5P	CAT 7A 100FT	GATES MULTICONN 10 PIN



HSG: 5000-94-264 GMC ASSY, BULKHD, LCS, ARRI CFORCE RF MOTR		
HSG CONN	CABLE TYPE	MOTOR CONN LBUS
GATES MULTICONN 10 PIN	CAT 7A 24IN OR 4X26AWG	4P LEMO MALE




**NOTES:**

- \* IN THIS ARRANGEMENT, FIRST MOTOR MUST BE CFORCE MINI RF. OTHER MOTORS CAN BE CFORCE MINI RF \*OR\* CFORCE MINI
- \* GATES LOW PROFILE MOTOR MOUNTS FOR CFORCE MINI / MINI RF ARE REQUIRED  
PART NUMBER: 3200-10-504 ASSY, LOW PROFILE MT, CFORCE MINI MOTRS
- \* A35 HOUSING REQUIRES FRONT BULKHEAD CUTOUT FOR BOTH LBUS PORTS IF LAST DAISY CHAIN CABLE CONNECTION IS TO A35 CAMERA


LENS CONTROL ARRI OPTION 2



SURFACE: 5000-94-263 SRFCE ARRI LCS FISCHER 5P		
SRFCE CONN	CABLE TYPE	HSG CONN
FISCHER 5P	CAT 7A 100FT	GATES MULTICONN 10 PIN



HSG: 5000-94-264 GMC ASSY, BULKHD, LCS, ARRI CFORCE RF MOTR		
HSG CONN	CABLE TYPE	CAM CONN LBUS
GATES MULTICONN 10 PIN	CAT 7A 24IN OR 4X26AWG	4P LEMO MALE



**NOTES:**

- \* IN THIS ARRANGEMENT, CABLE PLUGS INTO ARRI A35 CAMERA LBUS PORT, THEN TO CFORCE MOTORS VIA 2ND LBUS PORT
- \* EITHER CFORCE MINI OR CFORCE MINI RF MOTORS CAN BE USED, IN ANY DAISY-CHAIN SEQUENCE
- \* ONE LBUS PORT IS USED BY GPIO BOX / HOUSING ASSIGN CONTROLS. LCS AND GPIO CANNOT BE USED SIMULTANEOUSLY
- \* GATES LOW PROFILE MOTOR MOUNTS FOR CFORCE MINI / MINI RF ARE REQUIRED  
PART NUMBER: 3200-10-504 ASSY, LOW PROFILE MT, CFORCE MINI MOTRS
- \* A35 HOUSING REQUIRES FRONT BULKHEAD CUTOUT FOR BOTH LBUS PORTS